



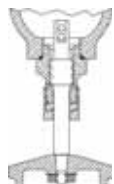
# OPTIONAL FEATURES

For Dependable • Packless Solenoid Valves

See Individual Options For Availability For Use With Specific Valve Types

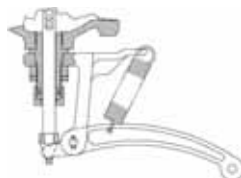
## BOTTOM MOUNTED OPTIONS Note: Only One Bottom Mount Option Can Be Installed On Each Valve

### MANUAL OVERRIDE



(Normally Closed valves only)  
(Designated by Prefix "MO")  
Enables manual opening of solenoid valve during power failure or to override automatic controls.

### LEVER



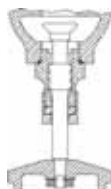
(Normally Closed valves only)  
(Designated by Prefix "LV")  
Enables rapid opening of solenoid valve. Can be chain operated for use at inaccessible locations.

### DASHPOT



(Designated by Prefix "DP")  
Furnished for clean liquids to reduce water hammer effect sometimes encountered in long pipe runs by slowing valve closing.

### FLOW CONTROL



(Normally Closed, NR & MR valves, only)  
(Designated by Prefix "FC")  
Provides a manual method of reducing or throttling the flow.

### MOUNTING STUD



(Designated by Prefix "MS")  
3/8"-16 thread can be furnished in bottom of body to facilitate mounting on bracket. (Not available on 2", 2-1/2" and 3")

### DRAIN



(Normally Closed, NR & MR valves, only)  
(Designated by Prefix "DR") - 1/4" NPT plug supplied in bottom of valve to facilitate draining of liquid from valve body.

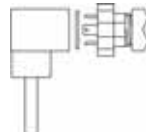
## OTHER OPTIONS

### PILOT TAP



(Designated by Prefix "PT")  
Type D, G & GR Valves can be furnished with 1/8" tapped hole for pilot connection or pressure gauge.

### DIN CONNECTOR



(Designated by Suffix "DN")  
Provides 3 prong connector for easy power connect / disconnect.

### "HUM FREE": (No AC Hum/Buzz)

(Designated by Suffix "HF") - The "HUM FREE" option eliminates the "AC hum" associated with AC operated solenoid valves. Enables valves to be used where an AC hum would not be acceptable and AC is the only power source available. IE: Hospitals, labs, schools (class rooms), homes, office environments etc. & when 24 vac is required for 40 series valves.

### Leak / Dead Tight:

(Normally Closed valves only)  
(designated by Prefix "LT") - The Leak / Dead Tight Option is used to satisfy a Class VI tight shutoff requirement. This option offers 'soft' resilient seating or 'gapless' seal. Consult Factory for Max. Diff. Pressure and Valve Type availability.

### Flanged Ends for SS Valves:

(Designated by Suffix "F1" for 150 lb or "F3" for 300 lb Flanges) Available on stainless steel valves. (Flanged ends for bronze valves available through our Clark-Cooper Division, see bottom of page 3).

### Explosion-Proof and Watertight Solenoids:

(Designated by Prefix "F") - are Explosion-proof and NEMA 4, 7C & D, 9E, F & G suitable for use in hazardous locations requiring Class I, Groups C & D & Class II Groups E, F, and G equipment.

### NEMA 4X:

(Designated by Prefix "F" AND Suffix "ZP") - are suitable for use in locations requiring a NEMA 4X designation. "ZP" (Zinc Plating) replaces the standard paint used on the Coil housing (cup and base). The additional corrosion protection satisfies NEMA 4X requirements. Internal construction, pressure ratings, power consumption, and external dimensions are the same as for standard valves.

### Nickel Plating:

(Designated by Suffix "NP") - Plating is 0.0005" Thick Meets Mil Spec. C26074

**Universal Mount Valves For Mounting In Vertical Pipe Runs**  
(See Magnatrol Universal Mount Catalog 3006-UM)